








### Switching diagrams 41320–41420





#### Main/Emergency-Off Switches · Main Switches · ON-OFF Switches, 3 pole

<b>41320</b>	1/L1   3/L2   5/L3	33   43
		
SMD	41300	MD





Switching programme 41320  
3 pole with 2 auxiliary contacts  
2 n/o late make/early break

<b>41322</b>	24   32	1/L1   3/L2   5/L3	21   13
			
SMD	MC	41300	MB

Switching programme 41322  
3 pole with 4 auxiliary contacts  
2 n/o late make/early break + 2 n/c




<b>41331</b>	44   34	1/L1   3/L2   5/L3	21   13
			
SMD	MD	41300	MB

Switching programme 41331  
3 pole with 4 auxiliary contacts  
3 n/o late make/early break + 1 n/c





<b>41340</b>	64   54	1/L1   3/L2   5/L3	33   43
			
SMD	ME	41300	MD

Switching programme 41340  
3 pole with 4 auxiliary contacts  
4 n/o late make/early break





#### Main/Emergency-Off Switches · Main Switches · ON-OFF Switches, 4 pole

<b>41400</b>	1/L1   3/L2   5/L3	N
		
SMD	41300	MA

Switching programme 41400  
4 pole without auxiliary contacts  
Neutral contact early make/late break

<b>41411</b>	14   22	1/L1   3/L2   5/L3	N
			
SMD	MB	41300	MA

Switching programme 41411  
4 pole with 2 auxiliary contacts  
1 n/o late make/early break + 1 n/c  
Neutral contact early make/late break

<b>41420</b>	44   34	1/L1   3/L2   5/L3	N
			
SMD	MD	41300	MA

Switching programme 41420  
4 pole with 2 auxiliary contacts  
2 n/o late make/early break  
Neutral contact early make/late break